


SERVICE INSTRUCTIONS

...with Illustrated Parts Breakdown



**DEHUMIDIFIER MODELS:
D-20L-001P, D-25L-001P
D-30L-001P, D-35L-001P**



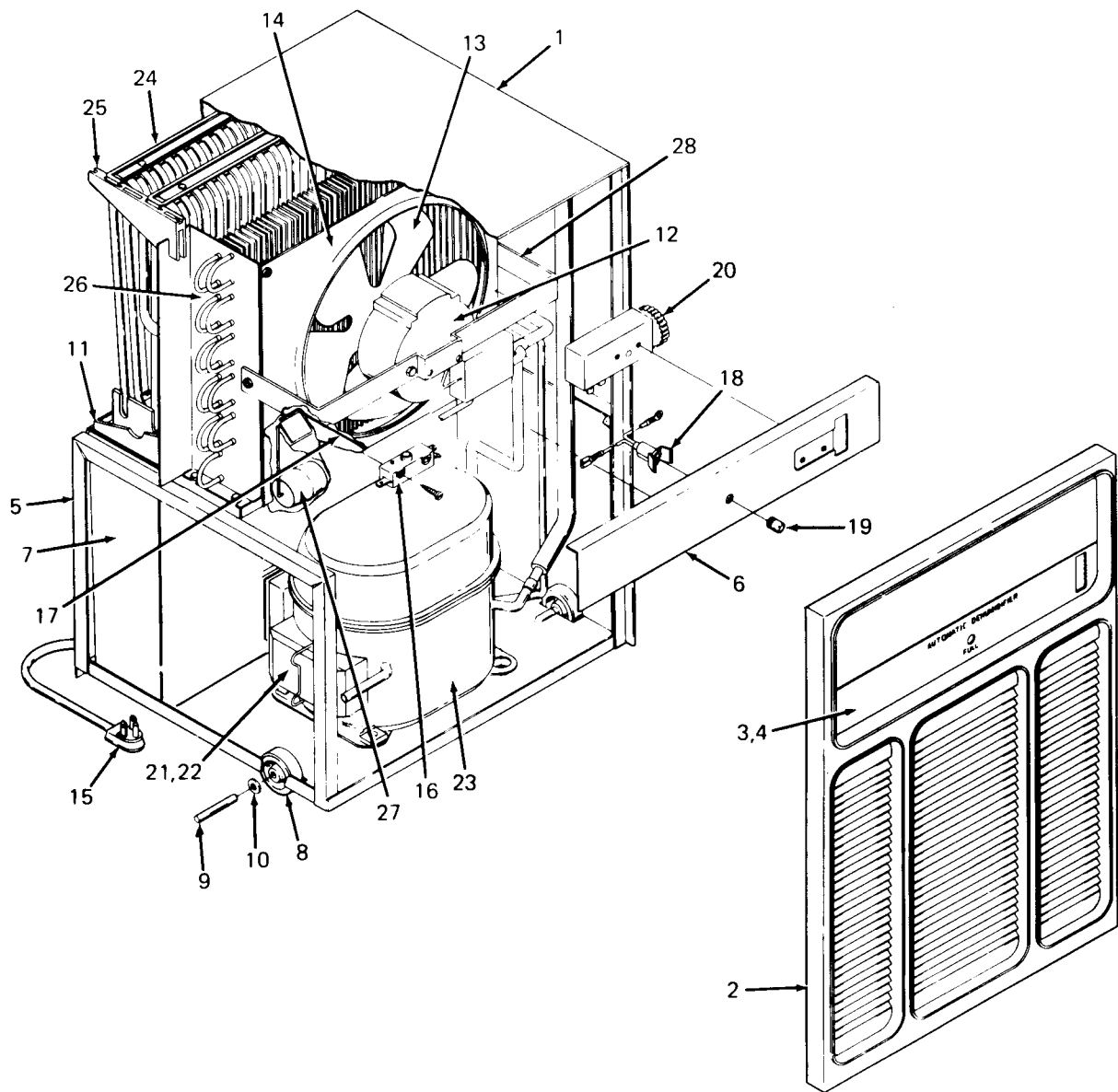
DESCRIPTION

Dehumidifiers are used to prevent moisture damage in basements, laundry rooms and any other enclosed areas in your home. These units plug into standard wall outlets and have a sealed refrigeration system with a quiet running fan.

SPECIFICATIONS

Voltage	115 VAC \pm 10%/1PH/60 Hertz
Size	21-3/4" H., 15" W., 14-1/4" D.
Shipping Weight (Approx)	50-60 LBS.

Models:	D-20L	D-25L	D-30L	D-35L
Capacity, Pint	20	25	30	35
Compressor, HP	1/6	1/5	1/5	1/4
Amps	3.4	3.9	4.7	5.3
Ref. Charge, OZ./R-500	6-1/2	8-3/4	7-1/2	11-1/4
Oil Charge, OZ.	9	9	9	9



PARTS LIST

ITEM NO.	DESCRIPTION	D-20L-001P	D-25L-001P	D-30L-001P	D-35L-001P
1	Cabinet Wrapper	021962	021962	021962	021962
2	Grille – Brown	022020-002	022020-002	022020-002	022020-002
3	Trimplate – Oasis	028544-001	028545-001	028546-001	028547-001
4	Trimplate – Aquarius	028550-001	028551-001	028552-001	028553-001
5	Frame Assembly	028575-001	028575-001	028575-001	028575-001
6	Support Bracket Assembly	022479	022479	022479	022479
7	Receptor	022018	022018	022018	022018
8	Wheel	017278	017278	017278	017278
9	Plated Axle	017277	017277	017277	017277
10	Flat Washer	016377	016377	016377	016377
11	Drip Tray	022600	022600	022600	022600
12	Fan Motor	027354-003	027354-003	027354-002	027354-002
13	Fan Blade	022628	022628	022059	022059
14	Fan Shroud	022612	022612	022612	022612
15	Service Cord	026540-024	026540-024	026540-024	026540-024
16	Overflow Switch	017699	017699	017699	017699
17	Switch Lever	022128	022128	022128	022128
18	Pilot Light	022502	022502	022502	022502
19	Pilot Light Lens	022501	022501	022501	022501
20	Humidistat	021977	021977	021977	021977
21	Relay	028028-002	028028-002	028028-002	028028-002
22	Overload	029497-005	029497-004	029497-003	029497-002
23	Compressor (Includes Items 21 and 22)	030697-005	030697-004	029495-003	030697-002
24	Evaporator Assembly	022672-003	022664-005	025875-005	022660-004
25	Evaporator Top Support	022599	022599	022599	022599
26	Condenser	028504-001	028503-001	028503-001	028463-001
27	Float Assembly	022459	022459	022459	022459
28	Fan Motor Bracket	022625	022625	022625	022625

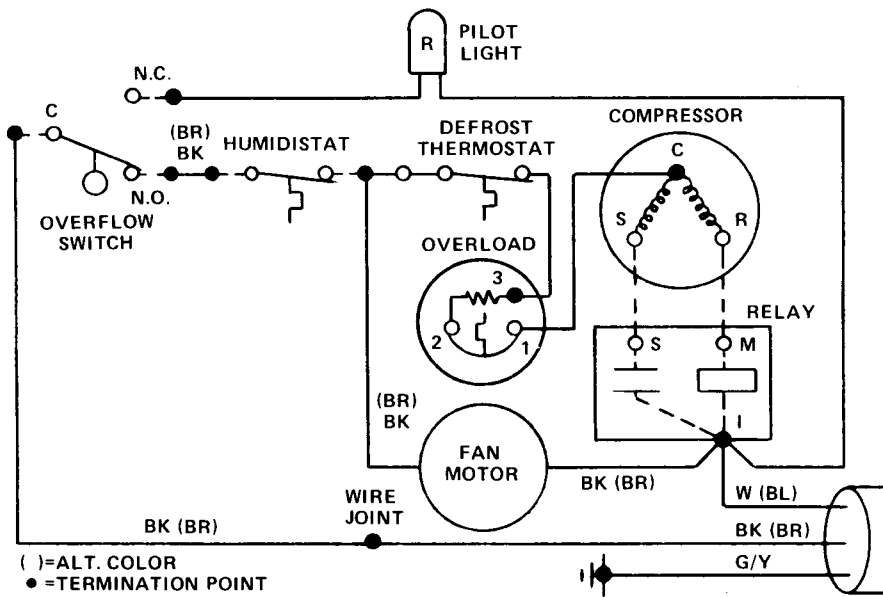
NOT SHOWN

Defrost Control	027359-002	027359-002	027359-002	027359-002
Compressor Grommet	018566	018566	018566	018566
Compressor Cotter Pin	026996	026996	026996	026996
Compressor Flat Washer	027484-001	027484-001	027484-001	027484-001

ELECTRICAL DIAGRAM

IF FROST OR ICE FORMS ON THE COILS OF YOUR DEHUMIDIFIER, THE TEMPERATURE AND HUMIDITY ARE TOO LOW. SHUT OFF THE DEHUMIDIFIER UNTIL THESE CONDITIONS ARE HIGHER.

WHEN YOUR HEATING SYSTEM IS IN USE, IT NORMALLY LOWERS THE HUMIDITY AND FURTHER DEHUMIDIFICATION IS UNNECESSARY.



EBCO[®] MANUFACTURING COMPANY

265 N. Hamilton Rd. • P.O. Box 13150 • Columbus, OH 43213-0150 • 614/861-1350 • Fax 614/861-5017